

January 31, 2025

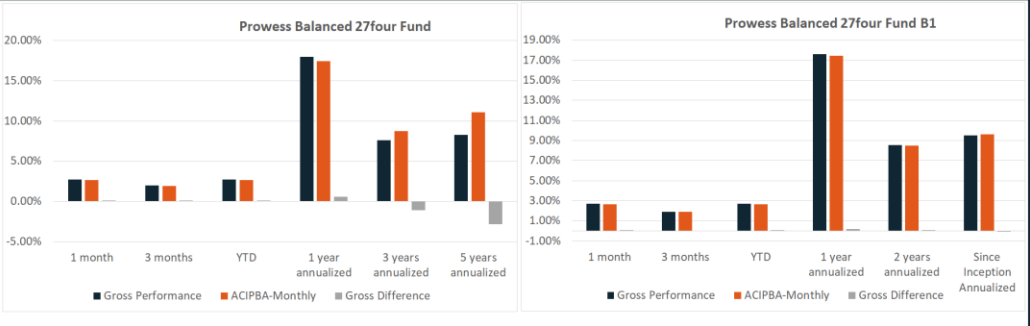
PROWESS BALANCED 27FOUR FUND

Fund Manager:	Prowess Investment Managers (FSP no. 38318)
Portfolio Managers:	Kelebogile Moloko , Jacques Simpson
Fund Classification:	South African – Multi Asset - High Equity
Inception Date:	November 1, 2018
Benchmark	FTSE/JSE Capped SWIX Top 40 (J430T), STeFI Composite Index & JSE All Bond Index (ALBI)
Fund Size	R62.088 Million

INCOME DISTRIBUTION

0 cents per unit - 2024/03/31 - Annually in March

PERFORMANCE



Balanced 27four Fund	January-25	Quarter	YTD	1 Year Annualised	3 Years Annualised	5 Years Annualised	Inception Annualised
Fund	2.72%	1.98%	2.72%	18.00%	7.63%	8.25%	5.97%
Benchmark	2.67%	1.92%	2.67%	17.43%	8.72%	11.09%	10.70%

Balanced 27four Fund B1	January-25	Quarter	YTD	1 Year Annualised	3 Years Annualised	5 Years Annualised	Inception Annualised
Fund	2.70%	1.89%	2.70%	17.60%	NA	NA	9.52%
Benchmark	2.67%	1.92%	2.67%	17.43%	NA	NA	9.59%

Lowest Annualised figures:

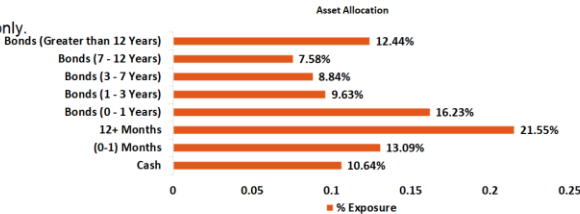
-17.07%

Highest Annualised figures:

11.03%

*The investment performance is for illustrative purposes only.

*Source: Prowess as at 31 January 2025



MANAGEMENT COMPANY AND TRUSTEE DISCLAIMER

The Management Company and Trustee are registered and approved under the Collective Investment Schemes Control Act (No.45 of 2002). 27four is a member of the Association for Savings and Investments SA.

Prowess Investment Managers
The ICON Building
24 Hans Strijdon Avenue
Foreshore Cape Town, 8000
Switchboard: +27 (0)21 565 0065
Prowess Investment Managers (Pty) Ltd Registration number 2008/025155/07, FAIS License No. 38381,
is an Authorised Financial Services Provider in terms of the FAIS Act.



INVESTMENT OBJECTIVE

The Fund will aim to deliver medium to long-term capital growth over time for investors through investing in a broad range of asset classes in a balanced manner. The Fund will invest in a diversified range of equities, preference shares, bonds, debentures, money market, fixed income, currencies, instruments based on the value of any precious metal and property markets. Asset allocation will be managed actively and the Fund will seek to capture value opportunities by switching between asset classes and also focus on equity selection opportunities.

INVESTMENT SUMMARY

The Fund is permitted to invest in listed and unlisted financial instruments in line with the conditions as determined by legislation from time to time. The Fund will predominately invest in South African markets, but is however permitted to include investments in offshore jurisdictions subject to the investment conditions determined by legislation from time to time.

TARGET INVESTORS

The portfolio is suitable for investors seeking medium to long-term capital growth over time. The fund is suitable for institutional clients with various risk profiles and can be allocated in a retirement fund's investment strategy.

QUARTERLY PORTFOLIO ANALYSIS

The Portfolio has adhered to its policy objective. There were no changes made to the composition of the portfolio during the period.

FUND SUMMARY

Initial Fee:	0.00%
Annual Management Fee	0.97% (excl. VAT)
Performance Fee	N/A
Number of Units	47,712,558.24
Unit Price	115.16
Minimum Investments	
Lump Sum	R5 000. 00
Debit Order	R500.00
Fund Administrator	Prescient Fund Services (Pty) Ltd
Custodian	The Standard Bank of South Africa Limited
Auditors	BDO
Tax Free Status	No
Total Expense Ratio (TER)	1.26%
Transaction Cost (TC)	0.02%
Total Investment Cost (TIC)	1.28%

*Other Fees include: Underlying Fees (where applicable), Audit Fees, Custody Fees, Trustee Fees, Bank Charges, VAT

Fund Administrator Prescient Fund Services, **Registration number: 1998/023727/07**

Is an authorised Financial Services Provider (FSP43191) under the Financial Advisory and Intermediary Services Act (No.37 of 2002), to act in the capacity as administrator. This information is not advice, as defined in the Financial Advisory and Intermediary Services Act (No.37 of 2002). Please be advised that there may be representatives acting under supervision. Physical address: Prescient House, Westlake Business Park, Otto Close, Westlake, 7945 Postal address: PO Box 31142, Tokai, 7966. Telephone number: 0800 111 899. E-mail address: info@prescient.co.za Website: www.prescient.co.za

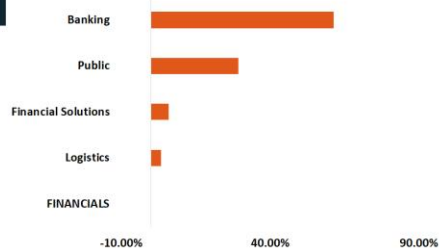
January 31, 2025

RISK PROFILE ***Low Risk***Potentially Lower Returns***Moderate Risk***Potentially Higher Returns***High Risk****RISK PROFILE****Moderate - High Risk**

- *Invest in medium to long-term investments
- *Partially liquid and high penalties for early redemption
- *Returns are potential high based on market conditions.
- *Has high possibility of capital gains or losses

SECTOR ANALYSIS

Banking	61.51%
Public	29.41%
Financial Solutions	5.81%
Logistics	3.27%
FINANCIALS	0.00%
Total	100.00%

**TOP 10 HOLDINGS (Excl. Government)**

THE STANDARD BANK OF SOUTH AFRICA LIMITE	17.82%
ABSA BANK LIMITED	16.23%
NEDBANK LIMITED	13.09%
INVESTEC BANK LTD	9.64%
FIRSTSTRAND BANK LIMITED	4.73%
SUPER GROUP LIMITED	3.27%
TRANSSEC (RF) LIMITED	3.02%
SUPERDRIVE INVESTMENTS	2.79%
Total	70.59%



Date of issue: 28 February 2025

PORTFOLIO MANAGERS

Kelebogile Moloko
Chief Investment Officer

Qualifications

B.Com (Economics & Finance)
B.Com Honours (FAPM)



Jacques Simpson
Senior Fixed Income Portfolio Manager

Qualifications

B.Econ (Economics & Transport Economics)
Master of Economics

ADDITIONAL INFORMATION

For any additional information such as fund prices, brochures and application forms please contact E-mail address: clientreports@prowessinvestments.com

DISCLAIMER

This document is for information purposes only and does not constitute or form part of any offer to issue or sell or any solicitation of any offer to subscribe for or purchase any particular investments. Opinions expressed in this document may be changed without notice at any time after publication. We therefore disclaim any liability for any loss, liability, damage (whether direct or consequential) or expense of any nature whatsoever which may be suffered as a result of or which may be attributable directly or indirectly to the use of or reliance upon the information.

Management Company
27four Collective Investments (RF)(Pty)Ltd
Physical address: 5 Cavendish Street, Claremont, 7708
Postal address: PO Box 44467, Claremont, 7735
Telephone number: +27 11 442 2464
Email address: info@27four.com

Trustee
Standard Bank
Physical address: 8th Floor, North Towers, 2 Heerengracht Street, Foreshore, Cape Town, 8001
Telephone number: +27 21 441 4028
Website: www.standardbank.co.za

Liquidity Risk

If there are insufficient buyers or sellers of particular investments, the result may lead to delays in trading and being able to make settlements, and/or large fluctuations in value. This may lead to larger financial losses than expected.

Equity Investment Risk

Value of equities (e.g. shares) and equity-related investments may vary according to company profits and future prospects as well as more general market factors. In the event of a company default (e.g. bankruptcy), the owners of their equity rank last in terms of any financial payment from that company.

Interest Rate Risk

The value of fixed income investments (e.g. bonds) tends to be inversely related to interest and inflation rates. Hence their value decreases when interest rates and/or inflation rises.

GENERAL INFORMATION

Collective Investment Schemes in Securities (CIS) should be considered as medium to long-term investments. The value may go up as well as down and past performance is not necessarily a guide to future performance. CIS's are traded at the ruling price and can engage in scrip lending and borrowing. The collective investment scheme may borrow up to 10% of the market value of the portfolio to bridge insufficient liquidity. Where foreign securities are included in a portfolio there may be potential constraints on liquidity and the repatriation of funds, macroeconomic risks, political risks, foreign exchange risks, tax risks, settlement risks; and potential limitations on the availability of market information. The investor acknowledges the inherent risk associated with the selected investments and that there are no guarantees. A schedule of fees, charges and maximum commissions is available on request from the Manager. There is no guarantee in respect of capital or returns in a portfolio. A CIS may be closed to new investors in order for it to be managed more efficiently in accordance with its mandate. CIS prices are calculated on a net asset basis, which is the total value of all the assets in the portfolio including any income accruals and less any permissible deductions (brokerage, STT, VAT, auditor's fees, bank charges, trustee and custodian fees and the annual management fee) from the portfolio divided by the number of participatory interests (units) in issue.

REGULATION 28 COMPLIANT

The Fund is managed to comply with Regulation 28 of the Pension Funds Act. Exposures in excess of the limits will be corrected immediately, except where due to a change in the fair value or Characteristic of an asset, e.g. market value fluctuations, in which case they will be corrected within a reasonable time period.

PERFORMANCE

Performance has been calculated using net NAV to NAV numbers with income reinvested. The performance for each period shown reflects the return for investors who have been fully invested for that period. Individual investor performance may differ as a result of initial fees, the actual investment date, the date of reinvestments and dividend withholding tax. Income is reinvested on the reinvestment date, full performance calculations are available from the manager on request. Portfolio performance figures are calculated for the portfolio.

TOTAL EXPENSE RATIO (TER)

The Fund's Total Expense Ratio (TER) reflects the percentage of the average Net Asset Value (NAV) of the portfolio that was incurred as charges, levies and fees related to the management of the portfolio. A higher TER does not necessarily imply a poor return, nor does a low TER imply a good return. The current TER cannot be regarded as an indication of future TER's. During the phase in period TER's do not include information gathered over a full year.

TOTAL INVESTMENT CHARGE

The sum of the TER and TC is shown as the Total Investment Charge (TIC).

CUT OFF TIMES

Please note that all documents, notifications of deposit, investment, redemption and switch applications for the Prowess Balanced 27four Fund must be received by 13:00(SA), to be transacted at the net asset value price for that day. Where all required documentation is not received before the stated cut off time Prowess Investment Managers shall not be obliged to transact at the net asset value price as agreed to. Funds are priced at 3pm. Prices are published daily and are available on the 27four website.

GLOSSARY SUMMARY

Annualised performance: Annualised performance show longer term performance rescaled to a 1 year period. Annualised performance is the average return per year over the period. Actual annual figures are available to the investor on request.

HIGHEST & LOWEST RETURN

Highest & Lowest return: The highest and lowest returns for any 1 year over the period since inception have been shown.

NAV

NAV: The net asset value represents the assets of a Fund less its liabilities.