

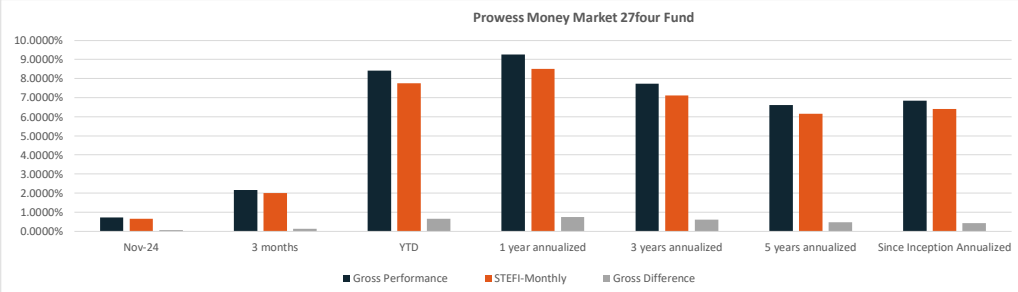
PROWESS MONEY MARKET 27FOUR FUND

Fund Manager: Prowess Investment Managers (FSP no. 38318)
Portfolio Managers: Kelebogile Moloko, Jacques Simpson
Fund Classification: South African – Interest Bearing - Money Market
Inception Date: April 18, 2018
Benchmark: STeFi Composite Index
Fund Size: R 302.92 Million

INCOME DISTRIBUTION

0.024628 cents per unit - 31 December 2023	0.024498 cents per unit - 31 January 2024
0.024764 cents per unit - 29 February 2024	0.023917 cents per unit - 31 March 2024
0.023917 cents per unit - 30 April 2024	0.024713 cents per unit - 31 May 2024
0.022043 cents per unit - 30 June 2024	0.024272 cents per unit - 31 July 2024
0.025191 cents per unit - 31 August 2024	0.023688 cents per unit - 30 September 2024
0.0234730 cents per unit - 31 October 2024	0.022760 cents per unit - 30 November 2024

PERFORMANCE

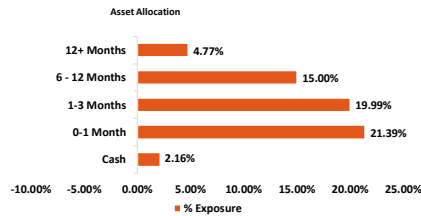


	November	Quarter	YTD	1 Year Annualised	3 Years Annualised	5 Years Annualised	Inception Annualised
Fund	0.71%	2.15%	8.41%	9.26%	7.73%	6.62%	6.85%
Benchmark	0.65%	2.01%	7.75%	8.50%	7.12%	6.15%	6.41%

Lowest Annualised figures: 5.92%
Highest Annualised figures: 11.61%

*The investment performance is for illustrative purposes only.

*Source: Prowess as 30 November 2024



MANAGEMENT COMPANY AND TRUSTEE DISCLAIMER

The Management Company and Trustee are registered and approved under the Collective Investment Schemes Control Act (No.45 of 2002). 27four is a member of the Association for Savings and Investments SA.

Prowess Investment Managers

The ICON Building
24 Hans Strijdom Avenue
ForeshoreCape Town, 8000
Switchboard: +27 (0)21 565 0065
Prowess Investment Managers (Pty) Ltd Registration number 2008/025155/07 FAIS License No. 38381,
is an Authorised Financial Services Provider in terms of the FAIS Act.



November 30, 2024

INVESTMENT OBJECTIVE

The Prowess Money Market 27Four Fund will aim to obtain high levels of interest income over time whilst maintaining capital preservation and liquidity. In order to achieve this objective, the Fund will invest in high quality and diversified money market instruments, including a transaction for the swap of interest rates as defined from time to time, that will generate competitive yields whilst maintaining high liquidity and capital protection.

INVESTMENT SUMMARY

The Prowess Money Market 27Four Fund is a money market portfolio. The Fund is permitted to invest in interest rate swaps in line with the conditions as determined by legislation from time to time. Capital gains will be of an incidental nature. The Fund will predominately invest in South African markets but is however permitted to include investments in African markets but is however permitted to include investments in offshore jurisdictions subject to the investment conditions determined by legislation from time to time. Historic Yield is used and calculated as at 30 November 2024, The fund is Regulation 28 compliant.

TARGET INVESTORS

The fund is suitable for institutional clients with various risk profiles and can be allocated in a retirement fund's investment strategy as a portion of the cash allocation in a balanced portfolio.

QUARTERLY PORTFOLIO ANALYSIS

The Portfolio has adhered to its policy objective. There were no changes made to the composition of the portfolio during the period.

FUND SUMMARY

Initial Fee:	0.00%
Annual Management Fee	0.5% (incl. VAT)
Performance Fee	N/A
Number of Units	302,919,205.75
Unit Price	1
Minimum Investments	
Lump Sum	R5 000. 00
Debit Order	R500.00
Fund Administrator	Prescient Fund Services (Pty) Ltd
Custodian	The Standard Bank of South Africa Limited
Auditors	BDO
Tax Free Status	Yes
Total Expense Ratio (TER)	0.51%
Transaction Cost (TC)	0.00%
Total Investment Cost (TIC)	0.51%

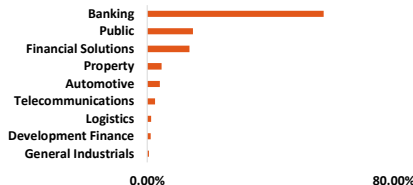
*Other Fees include: Underlying Fees (where applicable), Audit Fees, Custody Fees, Trustee Fees, Bank Charges, VAT

Fund Administrator Prescient Fund Services, **Registration number: 1998/023727/07**

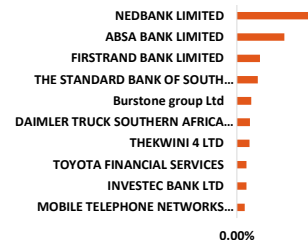
Is an authorised Financial Services Provider (FSP43191) under the Financial Advisory and Intermediary Services Act (No.37 of 2002), to act in the capacity as administrator. This information is not advice, as defined in the Financial Advisory and Intermediary Services Act (N0.37 of 2002). Please be advised that there may be representatives acting under supervision. Physical address: Prescient House, Westlake Business Park, Otto Close, Westlake, 7945 Postal address: PO Box 31142, Tokai, 7966. Telephone number: 0800 111 899. E-mail address: info@prescient.co.za Website: www.prescient.co.za

RISK PROFILE *			
Low Risk		Moderate Risk	High Risk
Potentially Lower Returns		Potentially Higher Returns	

SECTOR ANALYSIS		
Banking	57.28%	
Public	14.76%	
Financial Solutions	13.75%	
Property	4.66%	
Automotive	4.14%	
Telecommunications	2.48%	
Logistics	1.29%	
Development Finance	1.06%	
General Industrials	0.59%	
Total	100.00%	



TOP 10 HOLDINGS (Excl. Government)		
NEDBANK LIMITED	23.02%	
ABSA BANK LIMITED	15.30%	
FIRSTRAND BANK LIMITED	7.41%	
THE STANDARD BANK OF SOUTH AFRICA LIMITED	6.64%	
Burstone group Ltd	4.66%	
DAIMLER TRUCK SOUTHERN AFRICA LIMITED	4.14%	
THEKWINI 4 LTD	4.07%	
TOYOTA FINANCIAL SERVICES	3.10%	
INVESTEC BANK LTD	3.04%	
MOBILE TELEPHONE NETWORKS HOLDINGS LIMIT	2.48%	
Total	73.87%	



PORTFOLIO MANAGERS			
	Jacques Senior Fixed		Kelebogile Moloko Chief Investment Officer
	Qualifications B.Econ (Economics & Transport Economics) Masters of Economics		Qualifications B.Com (Economics & Finance) B.Com Honours (FAPM)

ADDITIONAL INFORMATION
For any additional information such as fund prices, brochures and application forms please contact E-mail address: clientreports@prowessinvestments.com

DISCLAIMER

This document is for information purposes only and does not constitute or form part of any offer to issue or sell or any solicitation of any offer to subscribe for or purchase any particular investments. Opinions expressed in this document may be changed without notice at any time after publication. We therefore disclaim any liability for any loss, liability, damage (whether direct or consequential) or expense of any nature whatsoever which may be suffered as a result of or which may be attributable directly or indirectly to the use of or reliance upon the information.

RISK PROFILE
Low Risk
*Invest in short-term, stable investment instruments
*High liquidity investment, easily redeemed
*Returns are low, minimal
*Low chance of capital gains
*Low potential for losses

Liquidity Risk
If there are insufficient buyers or sellers of particular investments, the result may lead to delays in trading and being able to make settlements, and/or large fluctuations in value. This may lead to larger financial losses than expected.

Default Risk
The risk that the issuers of fixed income instruments (e.g. bonds) may not be able to meet interest payments nor repay the money they have borrowed. The issuers credit quality is vital. The worse the credit quality, the greater the risk of default and therefore investment loss.

Interest Rate Risk
The value of fixed income investments (e.g. bonds) tends to be inversely related to interest and inflation rates. Hence their value decreases when interest rates and/or inflation rises.

GENERAL INFORMATION
Collective Investment Schemes in Securities (CIS) should be considered as medium to long-term investments. The value may go up as well as down and past performance is not necessarily a guide to future performance. CIS's are traded at the ruling price and can engage in scrip lending and borrowing. The collective investment scheme may borrow up to 10% of the market value of the portfolio to bridge insufficient liquidity. Where foreign securities are included in a portfolio there may be potential constraints on liquidity and the repatriation of funds, macroeconomic risks, political risks, foreign exchange risks, tax risks, settlement risks; and potential limitations on the availability of market information. The investor acknowledges the inherent risk associated with the selected investments and that there are no guarantees. A schedule of fees, charges and maximum commissions is available on request from the Manager. There is no guarantee in respect of capital or returns in a portfolio. A CIS may be closed to new investors in order for it to be managed more efficiently in accordance with its mandate. CIS prices are calculated on a net asset basis, which is the total value of all the assets in the portfolio including any income accruals and less any permissible deductions (brokerage, STT, VAT, auditor's fees, bank charges, trustee and custodian fees and the annual management fee) from the portfolio divided by the number of participatory interests (units) in issue. Portfolio performance figures are calculated for the portfolio.

REGULATION 28 COMPLIANT
The Fund is managed to comply with Regulation 28 of the Pension Funds Act. Exposures in excess of the limits will be corrected immediately, except where due to a change in the fair value or Characteristic of an asset, e.g. market value fluctuations, in which case they will be corrected within a reasonable time period.

PERFORMANCE
Performance has been calculated using net NAV to NAV numbers with income reinvested. The performance for each period shown reflects the return for investors who have been fully invested for that period. Individual investor performance may differ as a result of initial fees, the actual investment date, the date of reinvestments and dividend withholding tax. Income is reinvested on the reinvestment date, full performance calculations are available from the manager on request.

TOTAL EXPENSE RATIO (TER)
The Fund's Total Expense Ratio (TER) reflects the percentage of the average Net Asset Value (NAV) of the portfolio that was incurred as charges, levies and fees related to the management of the portfolio. A higher TER does not necessarily imply a poor return, nor does a low TER imply a good return. The current TER cannot be regarded as an indication of future TER's. During the phase in period TER's do not include information gathered over a full year.

TOTAL INVESTMENT CHARGE
The sum of the TER and TC is shown as the Total Investment Charge (TIC).

CUT OFF TIMES
Please note that all documents, notifications of deposit, investment, redemption and switch applications for the Prowess Money Market 27four Fund must be received by 11:00(SA), to be transacted at the net asset value price for that day. Where all required documentation is not received before the stated cut off time Prowess Investment Managers shall not be obliged to transact at the net asset value price as agreed to. Money market funds are priced before 3pm. Prices are published daily and are available on the 27four website.

GLOSSARY SUMMARY
Annualised performance: Annualised performance show longer term performance rescaled to a 1 year period. Annualised performance is the average return per year over the period. Actual annual figures are available to the investor on request.

HIGHEST & LOWEST RETURN
Highest & Lowest return: The highest and lowest returns for any 1 year over the period since inception have been shown.

NAV
NAV: The net asset value represents the assets of a Fund less its liabilities.