

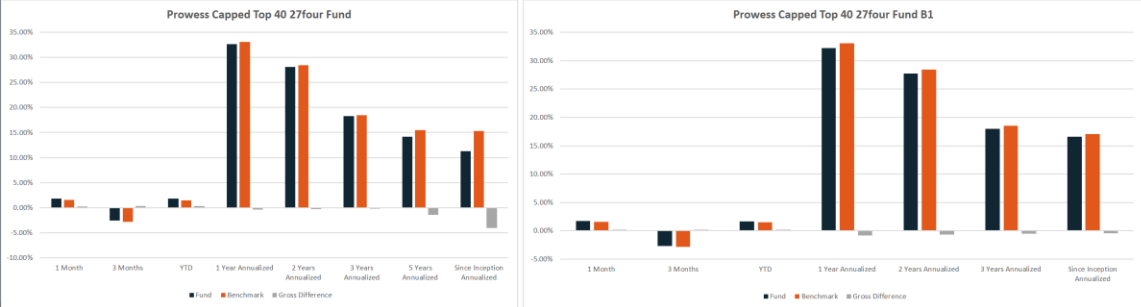
**PROWESS CAP TOP 40 27FOUR TRACKER FUND**

Fund Manager:	Prowess Investment Managers (FSP no. 38318)
Portfolio Managers:	Kelebogile Moloko, Jacques Simpson
Fund Classification:	South African – Equity -General
Inception Date:	November 1, 2018
Benchmark:	FTSE/JSE Capped SWIX Top 40 (J430T)
Fund Size:	R87.703 Million
Reporting date:	April 30, 2026
Fund Code:	ACIAST

**INCOME DISTRIBUTION**

0 cents per unit - 2026/03/31 - Annually in March

**PERFORMANCE**



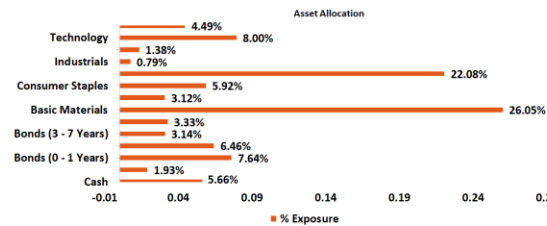
Prowess Capped SWIX 40 27four Tracker Fund	1 Month	3 Months	YTD	1 Year Annualized	2 Years Annualized	3 Years Annualized	5 Years Annualized	Since Inception Annualized
Fund	1.82%	-2.53%	1.83%	32.68%	28.12%	18.30%	14.12%	11.26%
Benchmark	1.54%	-2.85%	1.46%	33.08%	28.40%	18.49%	15.52%	15.29%
Gross Difference	0.28%	0.32%	0.37%	-0.40%	-0.28%	-0.19%	-1.39%	-4.03%

Prowess Capped SWIX 40 27four Tracker Fund B1	1 Month	3 Months	YTD	1 Year Annualized	2 Years Annualized	3 Years Annualized	5 Years Annualized	Since Inception Annualized
Fund	1.69%	-2.69%	1.65%	32.26%	27.76%	18.00%		16.61%
Benchmark	1.54%	-2.85%	1.46%	33.08%	28.40%	18.49%		17.06%
Gross Difference	0.15%	0.16%	0.19%	-0.82%	-0.64%	-0.49%		-0.44%

Lowest Annualised figures: **-21.14%**  
Highest Annualised figures: **16.61%**

\*The investment performance is for illustrative purposes only.

\*Source: Prowess as at 30 April 2026



**MANAGEMENT COMPANY AND TRUSTEE DISCLAIMER**

The Management Company and Trustee are registered and approved under the Collective Investment Schemes Control Act (No.45 of 2002). 27four is a member of the Association for Savings and Investments SA.

Prowess Investment Managers  
The ICON Building  
24 Hans Strijdom Avenue  
Foreshore Cape Town, 8000  
Switchboard: +27 (0)21 565 0065  
Prowess Investment Managers (Pty) Ltd Registration number 2008/025155/07, FAIS License No. 38381,  
is an Authorised Financial Services Provider in terms of the FAIS Act.



**INVESTMENT OBJECTIVE**

The Fund will seek to follow an investment policy which will secure for investors medium to long-term capital growth over time. The Prowess Capped Swix 40 27Four Tracker Fund is a Rand denominated equity index tracker fund benchmarked against the FTSE/JSE Capped SWIX Top 40 Total Return Index over time.

**INVESTMENT SUMMARY**

The Fund is a Rand denominated equity index tracker fund. The Fund may from time to time invest in listed and unlisted financial instruments in line with the conditions as determined by legislation from time to time, assets in liquid form and equity related securities which are considered consistent with the Fund's objective and that legislation may allow from time to time.

**TARGET INVESTORS**

The fund is suitable for institutional clients with various risk profiles and can be allocated in a retirement fund's investment strategy as a portion of the equity allocation in a balanced portfolio.

**QUARTERLY PORTFOLIO ANALYSIS**

The Portfolio has adhered to its policy objective. There were no changes made to the composition of the portfolio during the period.

**FUND SUMMARY**

Initial Fee:	0.00%
Annual Management Fee	0.78% (excl. VAT)
Performance Fee	N/A
Number of Units	45 300 081.15
Unit Price	193.69
Minimum Investments	
Lump Sum	R5 000. 00
Debit Order	R500.00
Fund Administrator	Prescient Fund Services (Pty) Ltd
Custodian	The Standard Bank of South Africa Limited
Auditors	BDO
Tax Free Status	No
Total Expense Ratio (TER)	0.9503
Transaction Cost (TC)	0.0952
Total Investment Cost (TIC)	1.0455

\*Other Fees include: Underlying Fees (where applicable), Audit Fees, Custody Fees, Trustee Fees, Bank Charges, VAT

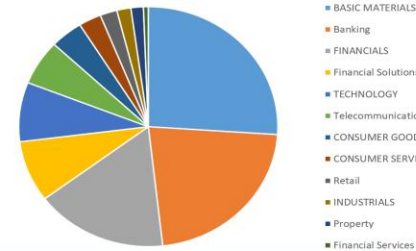
Fund Administrator Prescient Fund Services, **Registration number: 1998/023727/07**

Is an authorised Financial Services Provider (FSP43191) under the Financial Advisory and Intermediary Services Act (No.37 of 2002), to act in the capacity as administrator. This information is not advice, as defined in the Financial Advisory and Intermediary Services Act (No.37 of 2002). Please be advised that there may be representatives acting under supervision. Physical address: Prescient House, Westlake Business Park, Otto Close, Westlake, 7945 Postal address: PO Box 31142, Tokai, 7966. Telephone number: 0800 111 899. E-mail address: info@prescient.co.za Website: www.prescient.co.za

April 30, 2026

**RISK PROFILE \*****SECTOR ANALYSIS**

BASIC MATERIALS	26.05%
Banking	22.17%
FINANCIALS	16.52%
Financial Solutions	8.24%
TECHNOLOGY	8.00%
Telecommunications	6.06%
CONSUMER GOODS	4.09%
CONSUMER SERVICES	2.82%
Retail	2.12%
INDUSTRIALS	1.75%
Property	1.56%
Financial Services	0.60%
<b>Total</b>	<b>100.00%</b>

**TOP 10 HOLDINGS (Excl. Government)**

ABSA BANK LIMITED	7.64%
Naspers Ltd - N Shares	6.35%
Gold Fields Ltd	6.25%
THE STANDARD BANK OF SOUTH AFRICA LIMITED	5.47%
Anglogold Ashanti Ltd	5.10%
Firstrand Ltd	4.47%
Standard Bank Group Ltd	4.19%
Capitec Bank Holdings Ltd	3.76%
MTN Group Ltd	3.66%
SOUTH AFRICAN SECURITISATION PROGRAMME (I	3.33%
<b>Total</b>	<b>50.21%</b>



Date of Issue: 31 May 2026

**PORTFOLIO MANAGERS**

**Kelebogile Moloko**  
Chief Investment Officer

**Qualifications**

B.Com (Economics & Finance)  
B.Com Honours (FAPM)



**Jacques Simpson**  
Senior Fixed Income Portfolio Manager

**Qualifications**

B.Econ (Economics & Transport Economics)  
Master of Economics

**ADDITIONAL INFORMATION**

For any additional information such as fund prices, brochures and application please contact E-mail address: [clientreports@prowessinvestments.com](mailto:clientreports@prowessinvestments.com)

**DISCLAIMER**

This document is for information purposes only and does not constitute or form part of any offer to issue or sell or any solicitation of any offer to subscribe for or purchase any particular investments. Opinions expressed in this document may be changed without notice at any time after publication. We therefore disclaim any liability for any loss, liability, damage (whether direct or consequential) or expense of any nature whatsoever which may be suffered as a result of or which may be attributable directly or indirectly to the use of or reliance upon the information.

Management Company  
27four Collective Investments (RF)(Pty)Ltd  
Physical address : 5 Cavendish Street, Claremont, 7708  
Postal address: PO Box 44467, Claremont, 7735  
Telephone number: +27 11 442 2464  
Email address: [info@27four.com](mailto:info@27four.com)

Trustee  
Standard Bank  
Physical address: 8th Floor, North Towers, 2 Heerengracht Street, Foreshore, Cape Town, 8001  
Telephone number: +27 21 441 4028  
website: [www.standardbank.co.za](http://www.standardbank.co.za)  
Standard Bank Investor Services

**RISK PROFILE****Moderate - High Risk**

- \*Invest in medium to long-term investments
- \*Partially liquid and high penalties for early redemption
- \*Returns are potential high based on market conditions.
- \*Has high possibility of capital gains or losses

**Liquidity Risk**

If there are insufficient buyers or sellers of particular investments, the result may lead to delays in trading and being able to make settlements, and/or large fluctuations in value. This may lead to larger financial losses than expected.

**Equity Investment Risk**

Value of equities (e.g. shares) and equity-related investments may vary according to company profits and future prospects as well as more general market factors. In the event of a company default (e.g. bankruptcy), the owners of their equity rank last in terms of any financial payment from that company.

**Interest Rate Risk**

The value of fixed income investments (e.g. bonds) tends to be inversely related to interest and inflation rates. Hence their value decreases when interest rates and/or inflation rises.

**GENERAL INFORMATION**

Collective Investment Schemes in Securities (CIS) should be considered as medium to long-term investments. The value may go up as well as down and past performance is not necessarily a guide to future performance. CIS's are traded at the ruling price and can engage in scrip lending and borrowing. The collective investment scheme may borrow up to 10% of the market value of the portfolio to bridge insufficient liquidity. Where foreign securities are included in a portfolio there may be potential constraints on liquidity and the repatriation of funds, macroeconomic risks, political risks, foreign exchange risks, tax risks, settlement risks; and potential limitations on the availability of market information. The investor acknowledges the inherent risk associated with the selected investments and that there are no guarantees. A schedule of fees, charges and maximum commissions is available on request from the Manager. There is no guarantee in respect of capital or returns in a portfolio. A CIS may be closed to new investors in order for it to be managed more efficiently in accordance with its mandate. CIS prices are calculated on a net asset basis, which is the total value of all the assets in the portfolio including any income accruals and less any permissible deductions (brokerage, STT, VAT, auditor's fees, bank charges, trustee and custodian fees and the annual management fee) from the portfolio divided by the number of participatory interests (units) in issue.

**REGULATION 28 COMPLIANT**

The Fund is managed to comply with Regulation 28 of the Pension Funds Act. Exposures in excess of the limits will be corrected immediately, except where due to a change in the fair value or Characteristic of an asset, e.g. market value fluctuations, in which case they will be corrected within a reasonable time period.

**PERFORMANCE**

Performance has been calculated using net NAV to NAV numbers with income reinvested. The performance for each period shown reflects the return for investors who have been fully invested during that period. Individual investor performance may differ as a result of initial fees, the actual reinvestment date, the date of reinvestments and dividend withholding tax. Income is reinvested on the reinvestment date, full performance calculations are available from the manager on request. Portfolio performance figures are calculated for the portfolio.

**TOTAL EXPENSE RATIO (TER)**

The Fund's Total Expense Ratio (TER) reflects the percentage of the average Net Asset Value (NAV) of the portfolio that was incurred as charges, levies and fees related to the management of the portfolio. A higher TER does not necessarily imply a poor return, nor does a low TER imply a good return. The current TER cannot be regarded as an indication of future TER's. During the phase in period TER's do not include information gathered over a full year.

**TOTAL INVESTMENT CHARGE**

The sum of the TER and TC is shown as the Total Investment Charge (TIC).

**CUT OFF TIMES**

Please note that all documents, notifications of deposit, investment, redemption and switch applications for the Prowess Capped SWIX 40 27Four Tracker Fund must be received by 13:00(SA), to be transacted at the net asset value price for that day. Where all required documentation is not received before the stated cut off time Prowess Investment Managers shall not be obliged to transact at the net asset value price as agreed to. Funds are priced at 5pm. Prices are published daily and are available on the 27four website.

**GLOSSARY SUMMARY**

Annualised performance: Annualised performance show longer term performance rescaled to a 1 year period. Annualised performance is the average return per year over the period. Actual annual figures are available to the investor on request.

**HIGHEST & LOWEST RETURN**

Highest & lowest return: The highest and lowest returns for any 1 year over the period since inception have been shown.

**NAV**

NAV: The net asset value represents the assets of a Fund less its liabilities.